

PRODUCT INFORMATION


ISSUE 4 – AUGUST 2021

The Polypipe range of BS EN 124 Ductile Iron Inspection Chamber Covers has been designed to combine high strength and light weight and includes additional features such as the unique, slip-resistant Polypipe cover tread pattern and other safety enhancements

The Ductile Iron range has square and round solutions for 320mm and 450/460mm inspection chambers, with clear openings up to 600mm.

Features & Benefits

- All covers & frames are fully compliant with BS EN 124:2015 and carry the BSI Kitemark
- Suitable for intensity of traffic in either Class A15 or B125 applications
- Manufactured in the United Kingdom from quality assured and highly durable ductile iron
- Unique, slip-resistant Polypipe cover tread pattern
- Easily removable with slide out design
- Engineered keyways for life long access
- Range of frame depths including 70mm square (UG520) ideally suited for installation in block paved locations



UG513



UG419



UDC750



UG520



UDC600



UDC700



UDC702

Ductile Iron Covers & Frames

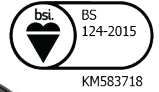
Datasheet

Class A15 for 450/460mm Round Inspection Chambers

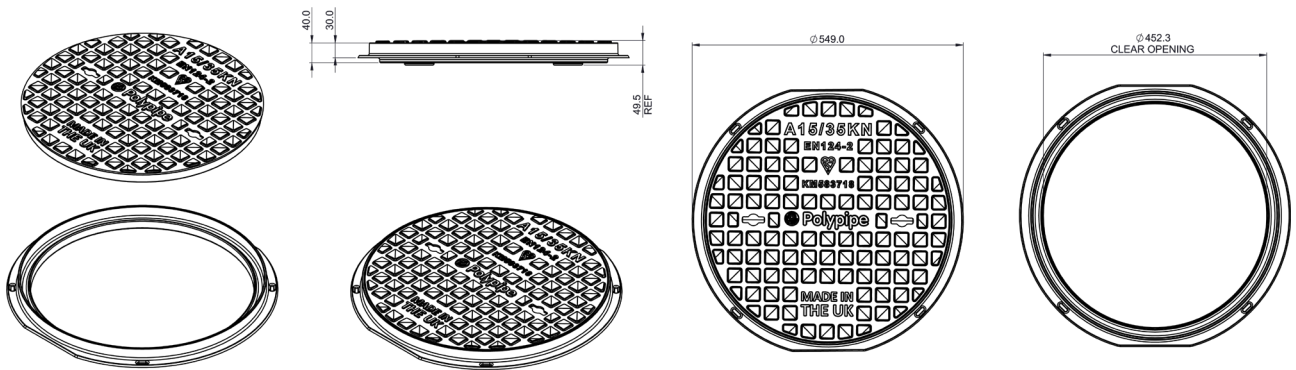
ISSUE 4 – AUGUST 2021

UG419 - Class A15 450mm round ductile iron inspection chamber cover and 30mm deep frame capable of withstanding a 50kN/5 tonne test load.


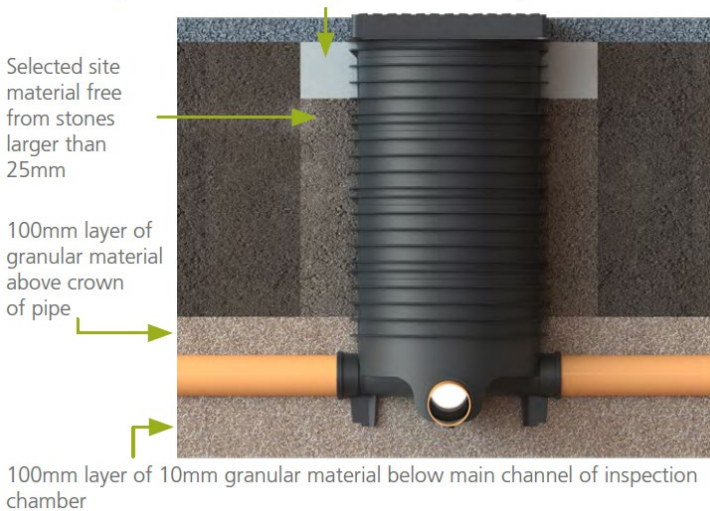
- For use in areas where pedestrians and pedal cyclists have access.
- May also be used for private single household driveways not part of the Public Highway when the frame is fully supported by a 300mm (W) x 225mm (D) concrete support.



UG419



150mm x 150mm concrete surround required for support of cover and frame. Where the inspection chamber is being installed on a driveway subject to light vehicular traffic, or where B125 covers are being used, the concrete support should be 300mm wide x 225mm deep



Scan the QR code to find out more about our Inspection Chamber Ranges!

Note: A15 covers may not be acceptable for adoption by some sewerage companies

Ductile Iron Covers & Frames

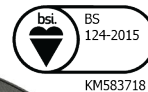
Datasheet

Class B125 – for 456/460mm Round Inspection Chambers


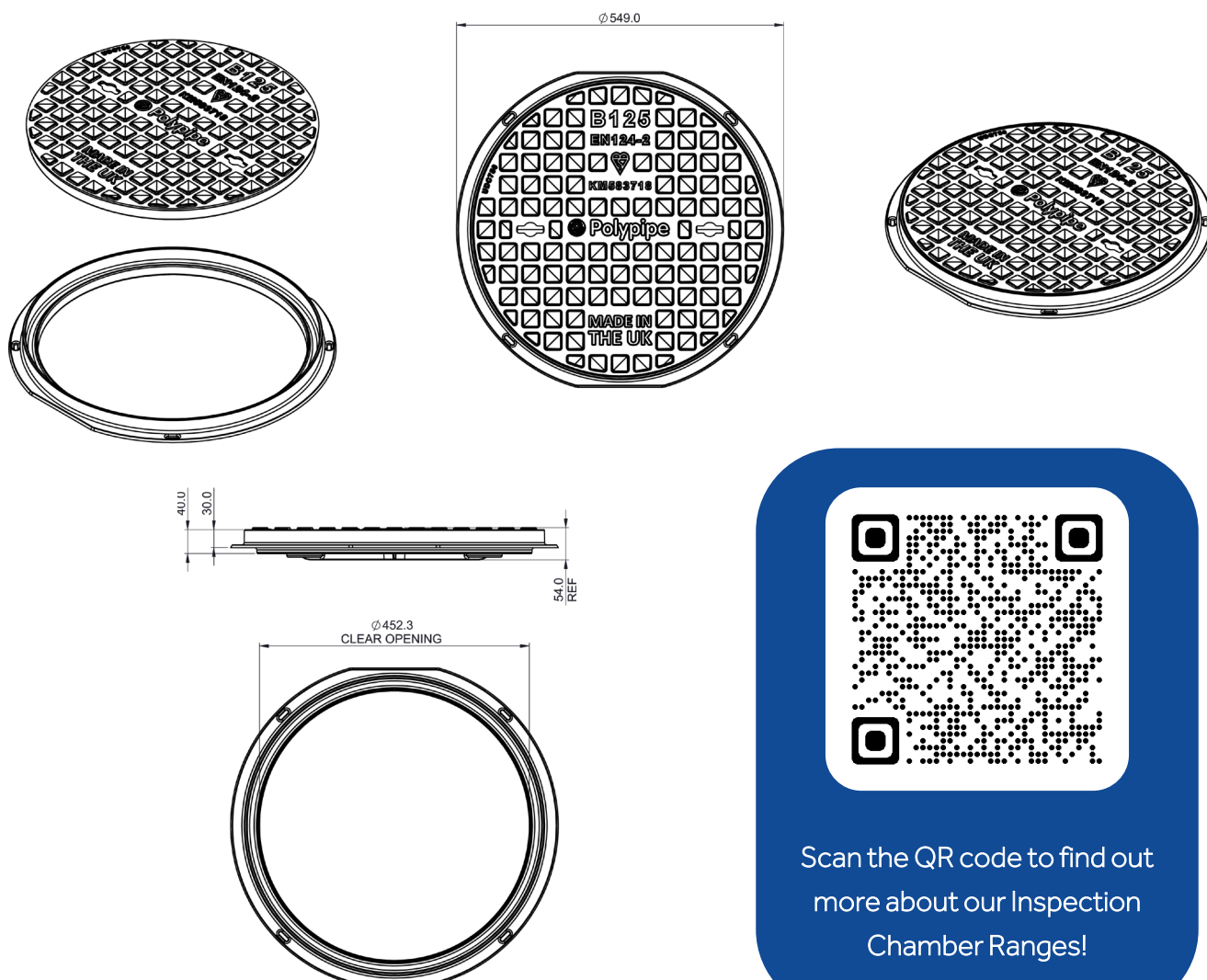
ISSUE 4 – AUGUST 2021

UDC750 - Class B125 450mm round ductile iron inspection chamber cover and 30mm deep frame, capable of withstanding 12.5 tonnes test load.

- Suitable for driveways, footpaths, pedestrian and comparable areas, car parks and car parking decks.



UDC750



Scan the QR code to find out more about our Inspection Chamber Ranges!

Note: B125 is the minimum class of cover accepted by some sewerage companies for adoptable areas

Ductile Iron Covers & Frames

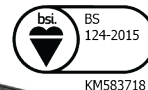
Datasheet

Class B125 - for 450/460mm Round Inspection Chambers


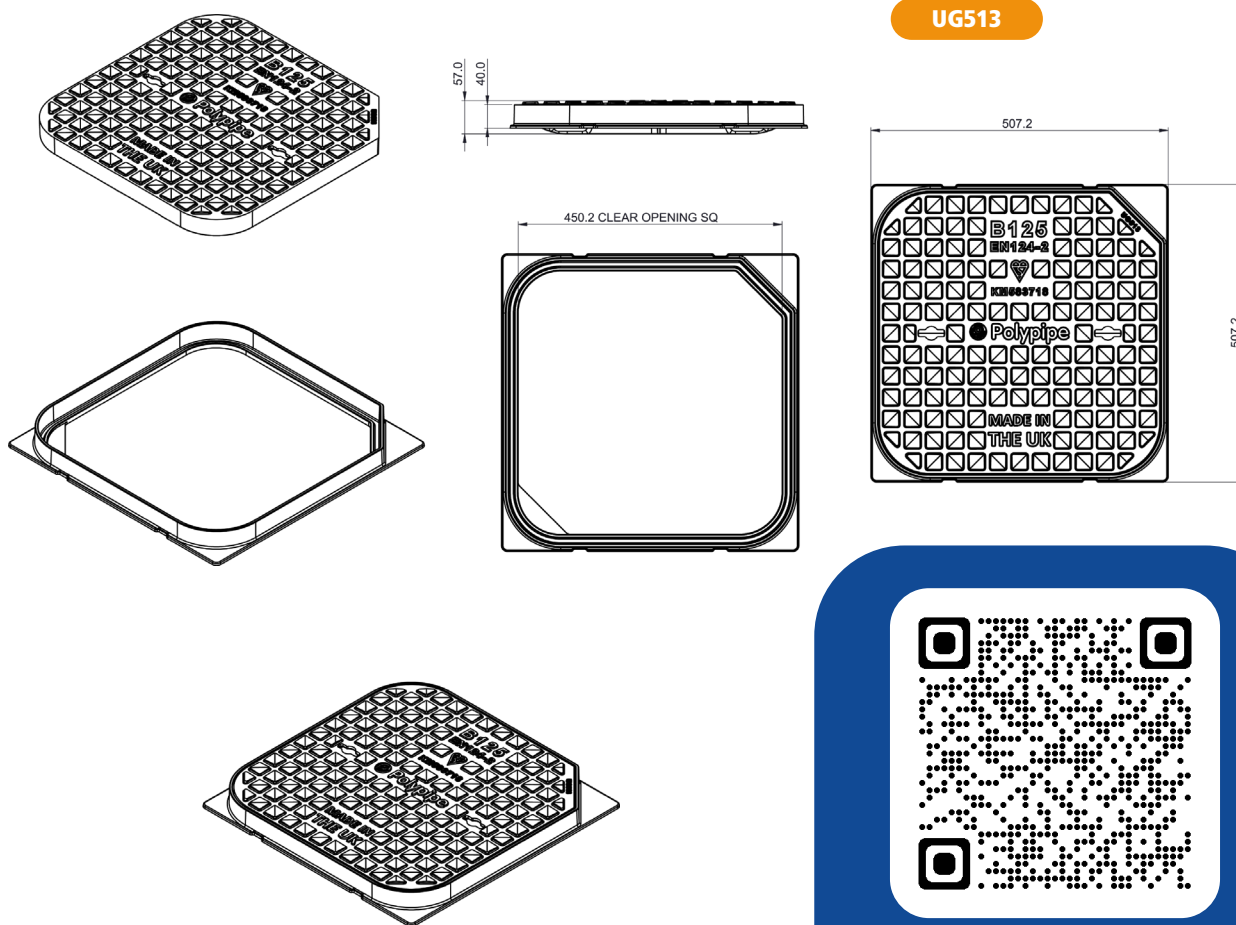
ISSUE 4 – AUGUST 2021

UG513 - Class B125 inspection chamber cover with 40mm deep frame, capable of withstanding 12.5 tonnes test load.

- Suitable for driveways, footpaths, pedestrian and comparable areas, car parks and car parking decks.



UG513



Scan the QR code to find out more about our Inspection Chamber Ranges!

Note: B125 is the minimum class of cover accepted by some sewerage companies for adoptable areas

Ductile Iron Covers & Frames

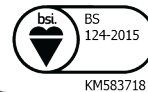
Datasheet

Class B125 - for 450/460mm Round Inspection Chambers


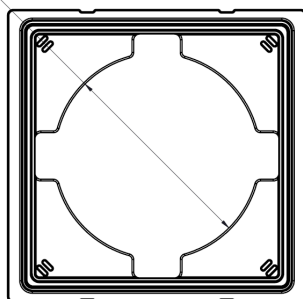
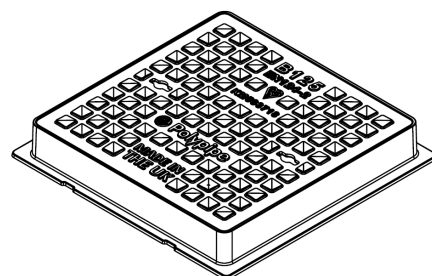
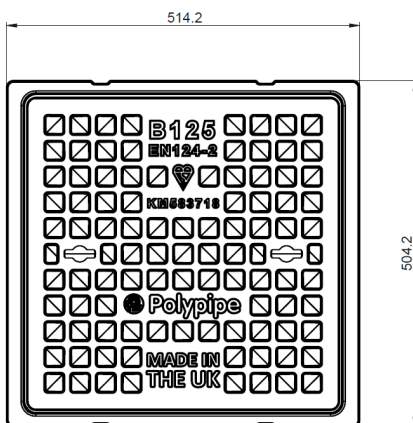
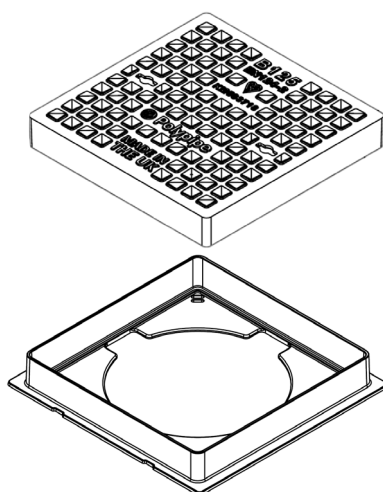
ISSUE 4 – AUGUST 2021

UG520 - Class B125 inspection chamber cover with 40mm deep frame, capable of withstanding 12.5 tonnes test load.

- Suitable for driveways, footpaths, pedestrian and comparable areas, car parks and car parking decks.



UG520



Scan the QR code to find out more about our Inspection Chamber Ranges!

Note: B125 is the minimum class of cover accepted by some sewerage companies for adoptable areas

Ductile Iron Covers & Frames

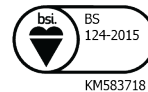
Datasheet

Class B125 - for 450/460mm and 600mm Round Inspection Chambers


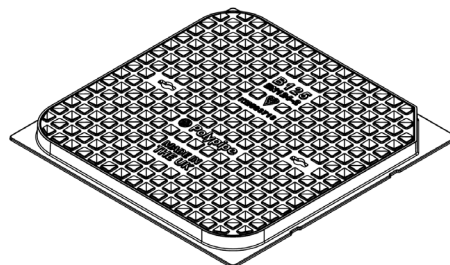
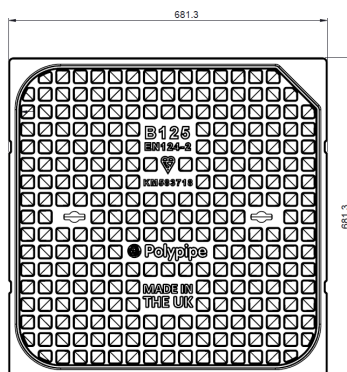
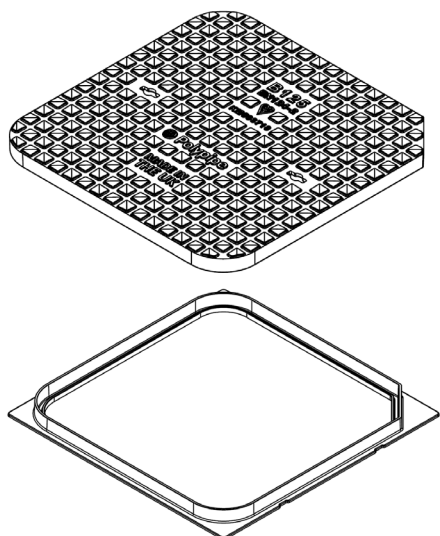
ISSUE 4 – AUGUST 2021

UDC600 - Class B125 inspection chamber cover with 40mm deep frame and 600mm x 600mm clear opening, capable of withstanding 12.5 tonnes test load.

- Suitable for driveways, footpaths, pedestrian and comparable areas, car parks and car parking decks.



UDC600



Scan the QR code to find out more about our Inspection Chamber Ranges!

Note: B125 is the minimum class of cover accepted by some sewerage companies for adoptable areas

Ductile Iron Covers & Frames

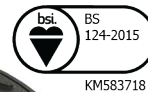
Datasheet

Class B125 - for 320mm Round Inspection Chambers


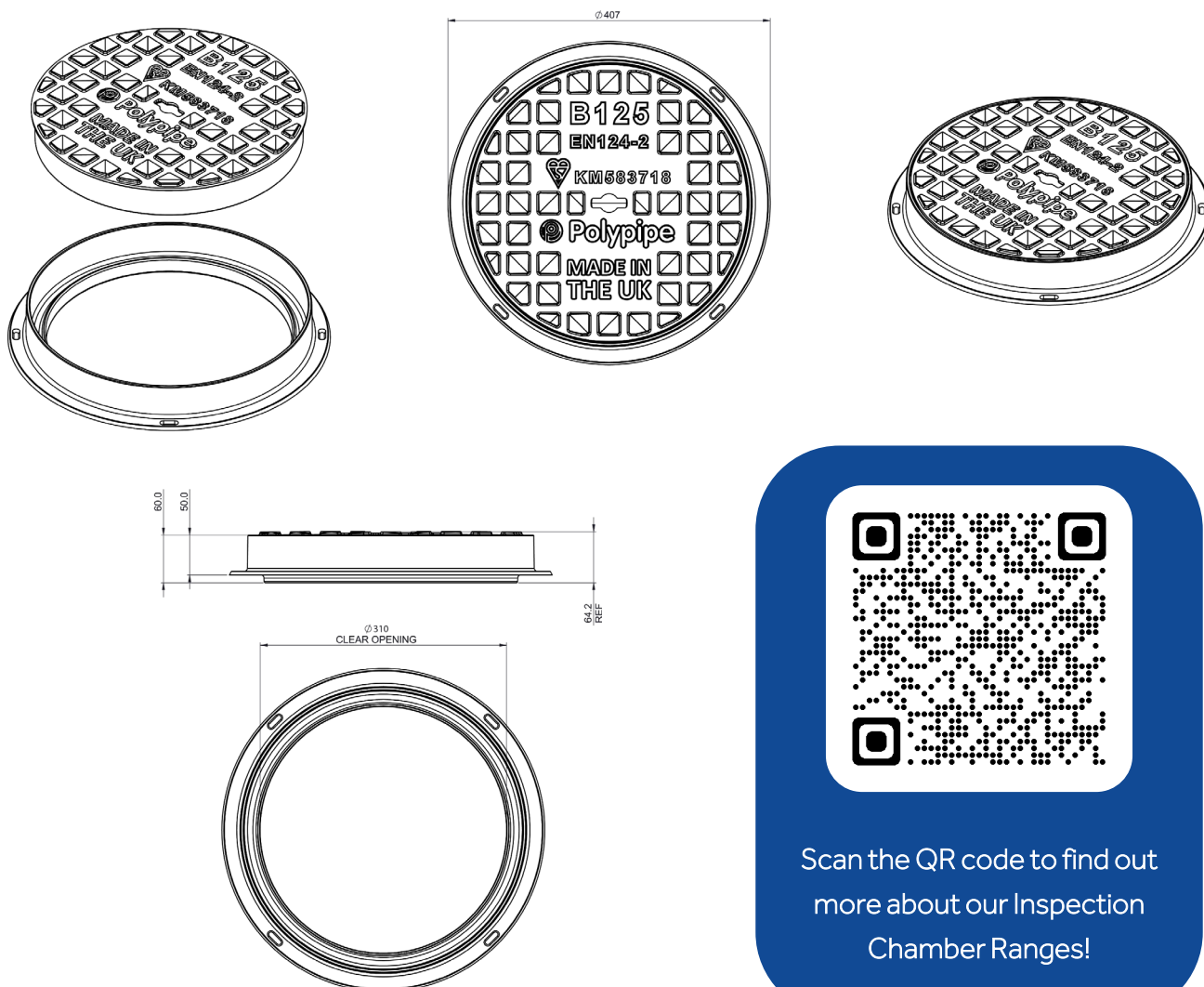
ISSUE 4 – AUGUST 2021

UDC700 - Class B125 320mm round ductile iron inspection chamber cover and 50mm deep frame, capable of withstanding 12.5 tonnes test load.

- Suitable for driveways, footpaths, pedestrian and comparable areas, car parks and car parking decks.



UDC700



Scan the QR code to find out more about our Inspection Chamber Ranges!

Note: B125 is the minimum class of cover accepted by some water companies for adoptable areas

Ductile Iron Covers & Frames

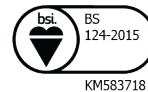
Datasheet

Class B125 - for 320mm square Inspection Chambers


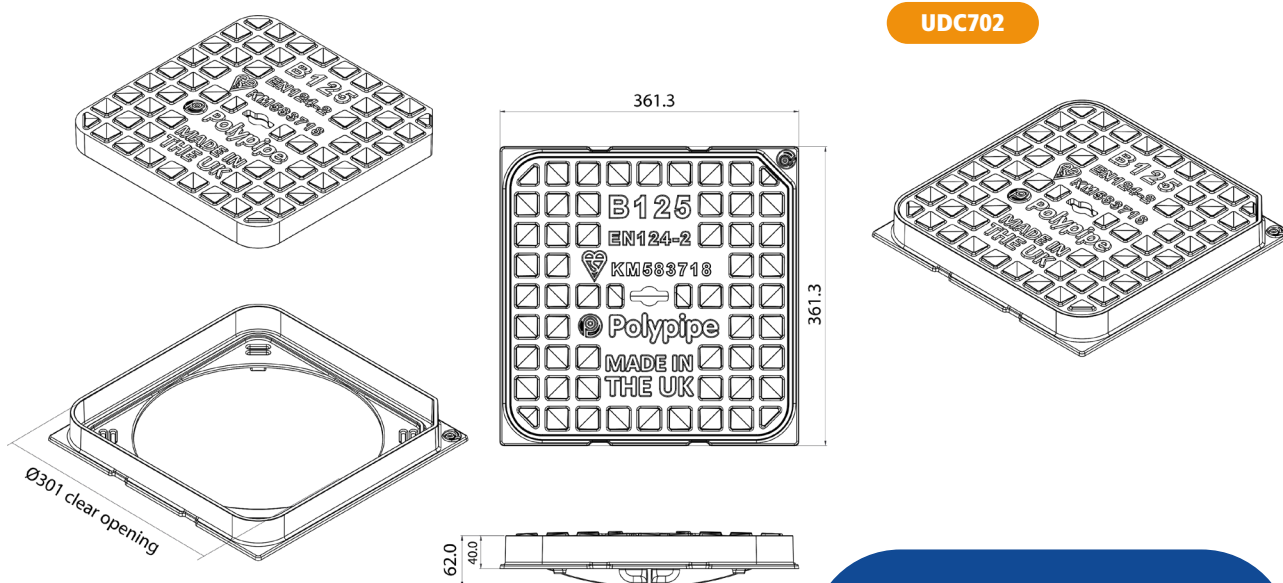
ISSUE 4 – AUGUST 2021

UDC702 - Class B125 320mm square ductile iron inspection chamber cover and 40mm deep frame, capable of withstanding 12.5 tonnes test load.

- Suitable for driveways, footpaths, pedestrian and comparable areas, car parks and car parking decks.
- B125 is the minimum class of cover accepted by some water companies for adoptable areas.



UDC702



Scan the QR code to find out more about our Inspection Chamber Ranges!

Note: B125 is the minimum class of cover accepted by some sewerage companies for adoptable areas