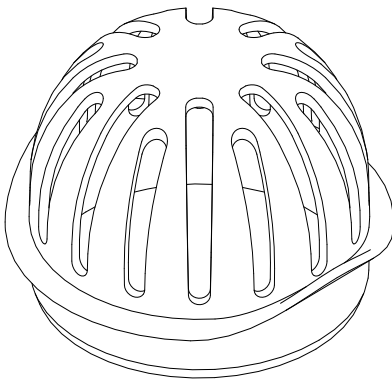
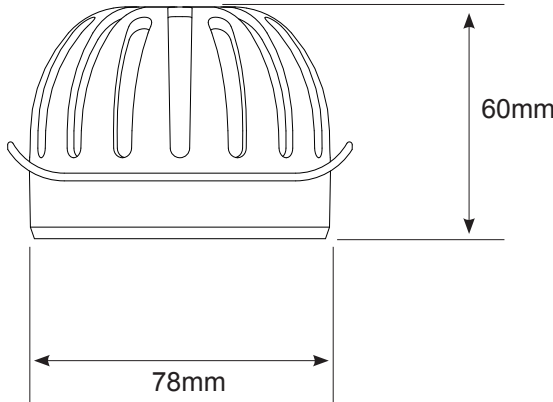
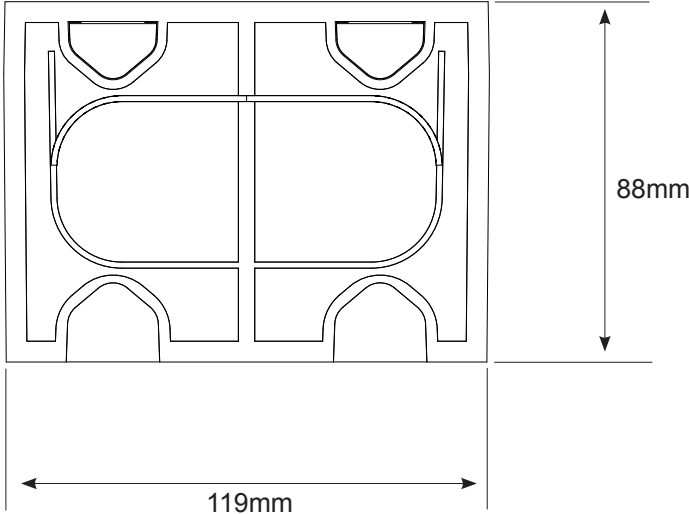
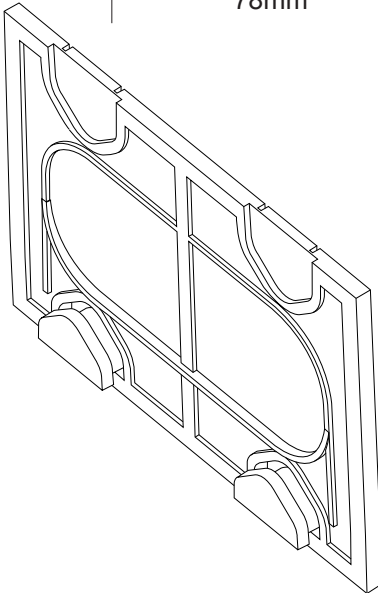


Polypipe Building Products			Product Information Sheet																		
Linear Pavement Drain Accessory Pack				CODE MCD1005																	
<div><div></div><div></div></div>																					
<table><tr><td>Packing details</td><td>Sealed in a bag containing 2 end caps, 1 leaf trap and fitting instructions.</td></tr><tr><td>Weight</td><td>0.1kg</td></tr><tr><td>Colour</td><td>Black</td></tr><tr><td>Material</td><td>Polypropylene</td></tr><tr><td>Manufacturing Process</td><td>Injection Moulded</td></tr></table>		Packing details	Sealed in a bag containing 2 end caps, 1 leaf trap and fitting instructions.	Weight	0.1kg	Colour	Black	Material	Polypropylene	Manufacturing Process	Injection Moulded	<table><tr><td colspan="2">Features:</td></tr><tr><td colspan="2">The leaf trap slots into place once the desired hole has been removed from the channel. The leaf trap locates just below the underside of the grate which prevents it from floating out of place in heavy rainfall.</td></tr><tr><td colspan="2">The end cap will fit to either end of the channel by means of a simple push on clip fit. At the male end of the channel, you must remove the thinned tabs on the endcap using a knife or pair of pliers first.</td></tr></table>				Features:		The leaf trap slots into place once the desired hole has been removed from the channel. The leaf trap locates just below the underside of the grate which prevents it from floating out of place in heavy rainfall.		The end cap will fit to either end of the channel by means of a simple push on clip fit. At the male end of the channel, you must remove the thinned tabs on the endcap using a knife or pair of pliers first.	
Packing details	Sealed in a bag containing 2 end caps, 1 leaf trap and fitting instructions.																				
Weight	0.1kg																				
Colour	Black																				
Material	Polypropylene																				
Manufacturing Process	Injection Moulded																				
Features:																					
The leaf trap slots into place once the desired hole has been removed from the channel. The leaf trap locates just below the underside of the grate which prevents it from floating out of place in heavy rainfall.																					
The end cap will fit to either end of the channel by means of a simple push on clip fit. At the male end of the channel, you must remove the thinned tabs on the endcap using a knife or pair of pliers first.																					
Polypipe Building Products Broomhouse Lane, Edlington, Doncaster, South Yorkshire DN12 1ES UK			TEL: 01709 770000 FAX: 01709 770001 EMAIL: info@polypipe.com WEB www.polypipe.com		<table><tr><td></td><td></td></tr><tr><td colspan="2">The company maintains a policy of continuous development of its product range and reserves the right to amend the specification without notice.</td></tr></table>			The company maintains a policy of continuous development of its product range and reserves the right to amend the specification without notice.		<table><tr><td>Issue</td></tr><tr><td>B</td></tr></table>	Issue	B									
The company maintains a policy of continuous development of its product range and reserves the right to amend the specification without notice.																					
Issue																					
B																					