

## MecFlow Press - Sanitary Manifolds

P1

MecFlow Press sanitary manifolds with manually operated shut-off valves and 30° angled branches.



The MecFlow Press sanitary manifolds can be connected in a practical and simple way. Thanks to the thread phasing, MecFlow Press manifolds are always aligned and the addition of an o-ring ensures a perfect seal.

The use of sealing systems such as hemp or PTFE and the use of additional sealants is therefore prohibited on the end threads.

The manifolds are equipped with a shut-off knob for the single circuit and have the branches angled at 30° to the manifold.

Manifolds are designed for easy installation. They are easy to use thanks to their design details.

- O-ring for soft seal: no additional sealant required
- Automatic alignment by hand thanks to thread alignment: no clamping tool required
- Shut-off knobs straight or inclined by 30°.
- Knobs with new ergonomic design and integrated indicator
- Single reversible plate (hot/cold) with new easy-label technology for easy positioning

## Technical Details

Maximum operating pressure	10 bar
Maximum operating temperature	100 °C
Centre-to-centre distance	40 mm

## Materials

- Manifold body: brass
- Knobs: ABS
- O-ring: perox EPDM
- Red/blue plate and screen- printed indicator insert: aluminium

## Installation instructions

### Assembly of MecFlow Press manifolds

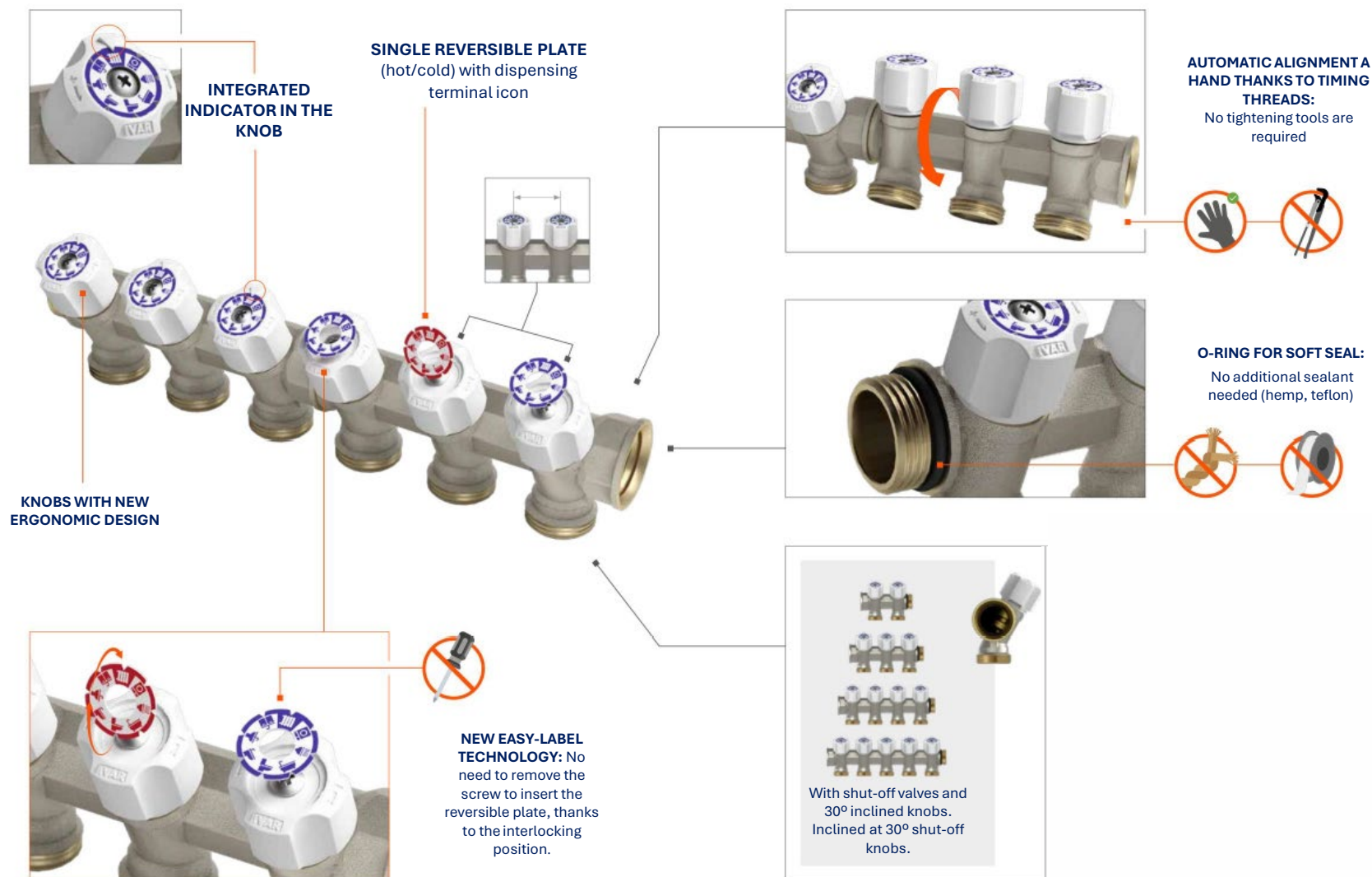
All manifolds within the series are characterised by the ease with which they can be connected to each other: the special processing of the head threads ensures that the outlets of two manifolds are aligned with each other.



PDS-0037\_Version 1\_Issued 21.07.2025

MecFlow Press - Sanitary Manifolds

P2



PDS-0037\_Version 1\_Issued 21.07.2025

**MecFlow Press - Sanitary Manifolds**

P3



**WARNING!** The male and female threads are suitable for soft sealing, i.e. by means of an o-ring.

The removal of the o-ring from the male thread, the use of other types of seals such as hemp or PTFE and the use of additional sealants are prohibited.



**WARNING!** When plugs or shut-off valves are to be mounted on additional MecFlow Press manifolds, the best solution is always to use material with the same sealing technology, i.e. soft sealing by means of o-rings. If it is necessary to make the connection with a threaded component that is not soft-sealed, the use of hemp is forbidden, but the use of Teflon tape or thread sealant (e.g. Loctite® 55) is permitted, always in an adequate and never excessive quantity, using a tool with a maximum tightening torque of between 15 and 20 Nm.

**Branches connections**

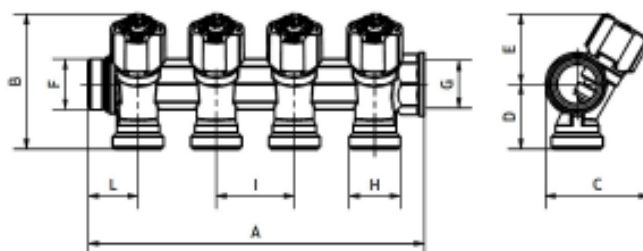
MecFlow Press manifolds are available with  $\varnothing 16\text{mm}$  and  $\varnothing 20\text{mm}$  nut and olive insert connectors. The connection between the manifold and pipe must be made with fittings suitable for the type of pipe and its dimensions.


**Installation of identification plate**

The indicator on the knob simultaneously identifies the water line distributed from the manifold and the connected supply terminal. To mount the indicators correctly, choose whether to leave the blue side or the red side of the plate visible. No screw removal is required for insertion, thanks to the interlocking positioning. The dispensing terminal icon is shown on the plate and the position indicator is integrated into the body of the knob.

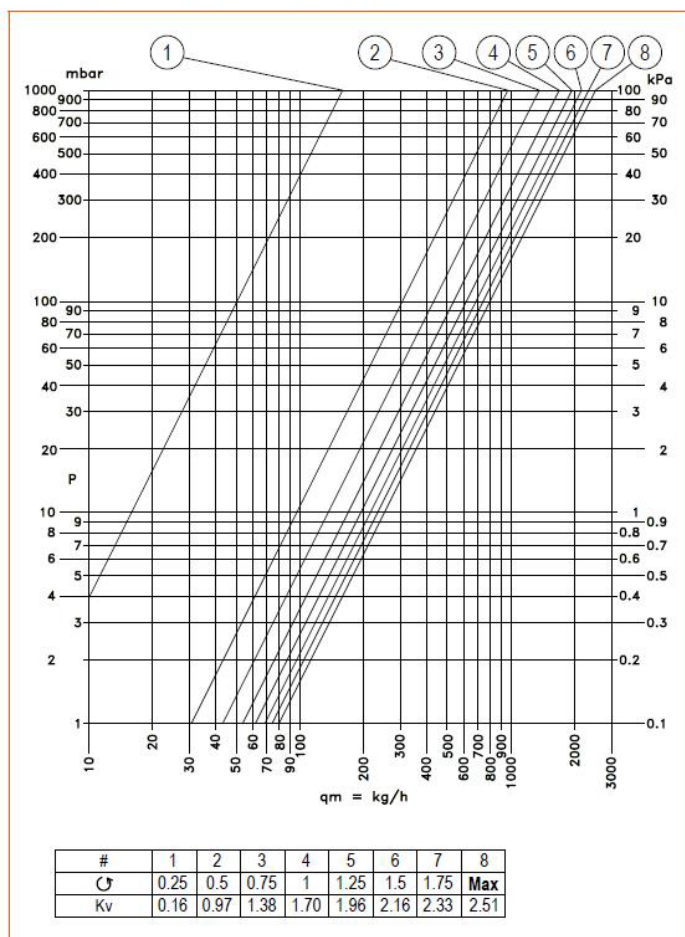
**Dimensions**

Code	Description	A	B	C	D	E	F	G	H	I	L
8080.02X075	2 Port $\frac{3}{4}$ " Sanitary Manifold Rail	91	69	53.5	33	36	G3/4	G3/4	EK	40	25.5
8080.03X075	3 Port $\frac{3}{4}$ " Sanitary Manifold Rail	131	69	53.5	33	36	G3/4	G3/4	EK	40	25.5
8080.04X075	4 Port $\frac{3}{4}$ " Sanitary Manifold Rail	171	69	53.5	33	36	G3/4	G3/4	EK	40	25.5
8080.05X075	5 Port $\frac{3}{4}$ " Sanitary Manifold Rail	211	69	53.5	33	36	G3/4	G3/4	EK	40	25.5



PDS-0037\_Version 1\_Issued 21.07.2025

## Hydraulic Features



## Specification Summary

MecFlow Press: modular manifold with manual shut-off and fittings angled at 30°. Main fittings with offset soft-seal thread. White knobs including reversible plate (hot/cold) with indication of the supply terminal. Octagonal profile. Maximum operating temperature: 100 °C. Maximum operating pressure: 10 bar. Body: CW617N brass (nickel-plated exterior). Thermostatic cartridge: CW617N brass. Seals and O-rings: Peroxide-cured EPDM. Knobs: ABS. Reversible plate: aluminium. Screen-printed indicator insert: aluminium. Centre distance: 40 mm. Main connections: 3/4" M x 3/4" F. Branches: EUROK and 3/4" M flat seal. Certified with WRAS Approval – 2307914.

PDS-030\_Version 1\_Issued 14.08.2024